


DEUTZ TCD 4.1/6.1

For mobile machinery ■ 80-180 kW / 108-241 hp at 1800-2300 min⁻¹ | rpm ■ EU Stage V / US EPA Tier 4

- Water-cooled 4-cylinder inline engine with cooled, external exhaust gas recirculation with turbocharging and with charge air cooling.
- Engine and exhaust aftertreatment (EAT) are optimised for highest total system efficiency and thus ensure lowest consumption and total operating cost.
- Consistent installation and connection dimensions of the engine facilitate the changeover of existing installations to the next stage of the emission laws. The size and design of the engines will remain identical in the change to Stage V due to a protected technology. No changes to the customer's device. A variant without EAT is available as an option for less regulated markets.
- The powerful DEUTZ Common Rail (DCR[®]) injection system and the electronic engine control (EMR) with intelligent link to the drive management ensure optimum engine performance at low fuel consumption.
- The engines meet the requirements of the EU Stage IV and US EPA Tier 4 with DVERT[®] selective catalytic reduction (SCR) and particulate filter (DPF). Through the use of the DPF they already comply with the EU Stage V emissions standard expected from 2019.*
- Best cold starting performance even under extreme conditions.
- Long oil change intervals and easy changing of the engine fluids reduce the running cost and increase the availability of the machinery.
- The extremely compact engine design and customer friendly accessories reduce the installation cost and increase the number of applications.
- 100% power take-off at flywheel and front end and additionally up to three PTO drives with a total torque of up to 315 Nm.



TECHNICAL DATA

Engine type		TCD 4.1 L4	TCD 6.1 L6
No. of cylinders		4	6
Bore/stroke	mm in	101/126 4.0/5.0	101/126 4.0/5.0
Displacement	l cu in	4.1 250	6.1 370
Max. nominal speed	min ⁻¹ rpm	2300	2300

Engine type		TCD 4.1 L4	TCD 6.1 L6
Power output as per ISO 14396 ¹⁾	kW hp	115 154	180 241
at speed	min ⁻¹ rpm	2300	2300
Max. torque	Nm lb/ft	610 450	1000 738
at speed	min ⁻¹ rpm	1600	1450
Minimum idling speed	min ⁻¹ rpm	800	600
Specific fuel consumption ²⁾	g/kWh lb/hph	208 0.34	200 0.33
Weight as per DIN 70020 Part 7A ³⁾	kg lb	400 882	620 1367

* Based on the proposal by the EU Commission COM (2014) 581 final from 25.09.2014

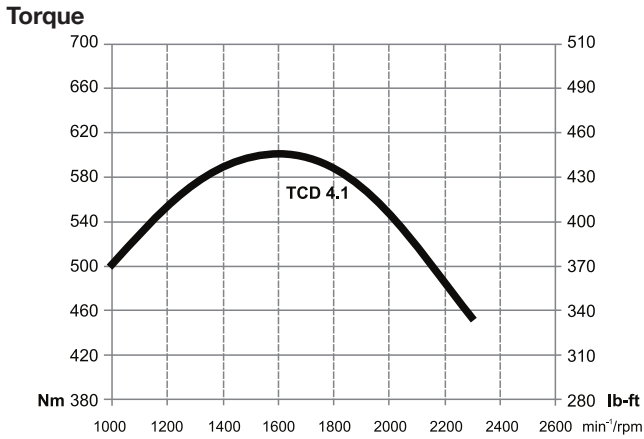
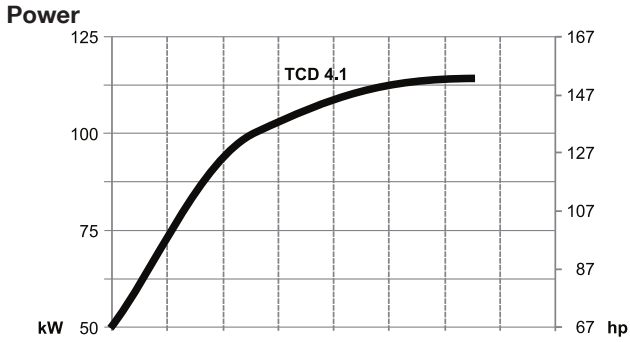
1) Power data without deduction of fan power

2) Best point consumption refers to diesel with a density of 0.835 kg/dm³ at 15°C.

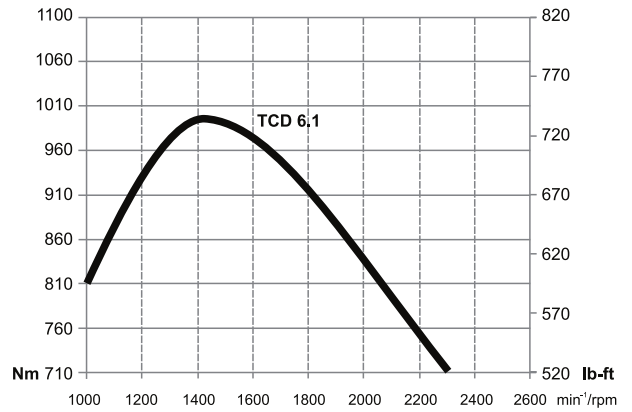
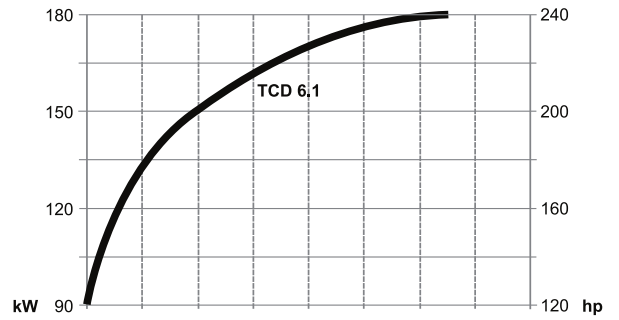
3) Without starter/alternator, cooler and fluids but with flywheel and flywheel housing

CHARACTERISTIC CURVES

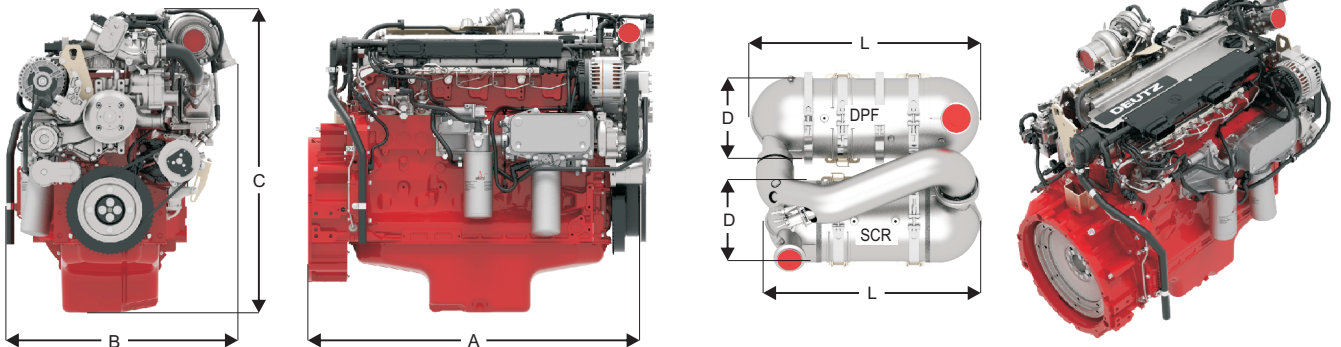
TCD 4.1



TCD 6.1



DIMENSIONS



Engine type		A			B		C		SCR		DPF		DVERT® EAT				
		mm	in	mm	in	mm	in	mm	in	mm	in	mm	in	SCR	DPF		
TCD 4.1	mm in	851	33.5	617	24.3	884	34.8	246	9.7	659	25.9	246	9.7	659	25.9	■	■
TCD 6.1	mm in	1082	42.6	678	26.7	946	37.2	246	9.7	659	25.9	246	9.7	659	25.9	■	■

■ Standard

For EU Step IV / EPA Tier 4 and for EU Stage V.
 All connection variants are available either in 0° or 90° positions for inlet and outlet flanges.
 Note: The engine dimensions and weights vary depending on the scope of delivery.
 For more information please contact the DEUTZ AG or the responsible sales partner.

DEUTZ AG
 Ottostraße 1
 51149 Cologne, Germany
 Phone: +49 (0) 221 822-0
 Telefax: +49 (0) 221 822-3525
 E-Mail: info@deutz.com
 www.facebook.com/deutzofficial
 www.deutz.com

The engine company. 